

# IS4010, IS4015, IS4020, IS4025



These heavy duty, low profile threshold plates are used in conjunction with other Kilargo door bottom seals to help prevent rain infiltration, draught and smoke penetration. Their 6mm low profile design ensures compliance with the 'access for people with disability' requirements, AS1428/1 and NCC D2.15 & D3.3, particularly for wheelchair traffic.

These threshold plates have a durable, anodised finish and are supplied with PVC bedding pads to help eliminate vibration, noise and moisture ingress.

## Standard lengths

- 1000mm
- 2250mm
- Also available in: 250mm increments from 1000mm to 5000mm


## Standard colours

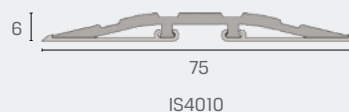
- Silver anodised aluminium
- Bronze anodised aluminium
- Black anodised aluminium also available for IS4015

## Fixing

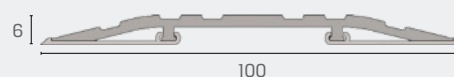
- Stainless Steel fixing screws and plugs are supplied
- Alternatively, fasten with builder's adhesive for concealed fixing

## Approval/s

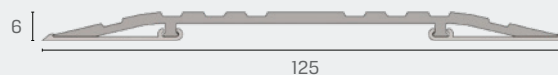
- Fire tested to AS1530 Part 4 in accordance with AS1905 Part 1
-  Certifications GYI.R26629, GVWZ.R26629, GVWZ7.R26629
- Complies with AS1428 Part 1 (Design for access and mobility)
- Conforms to BCA D2.15 & D3.3 (Access for people with disabilities)



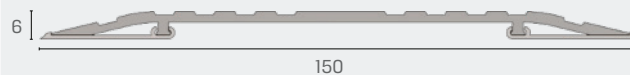
IS4010



IS4015



IS4020



IS4025